




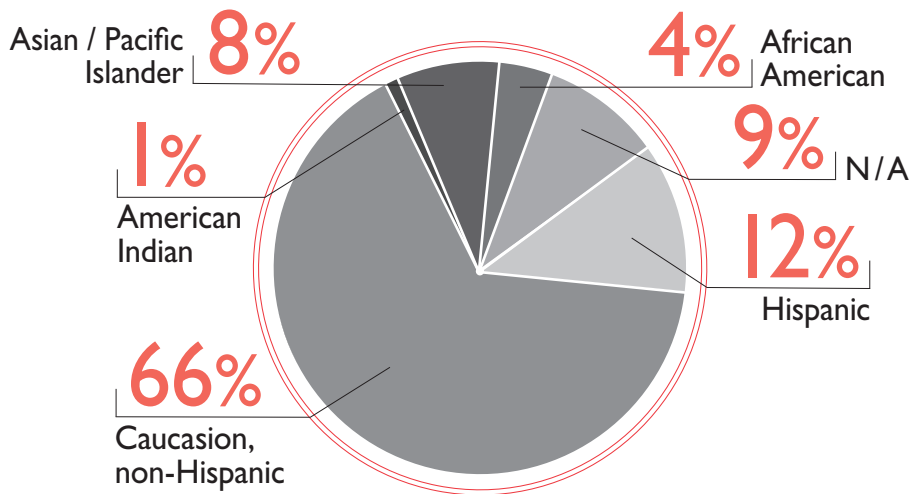
Fall 2008 Demographics

All demographic information is self-reported during the Admissions process



MHCC Student Diversity

Based on a Student Population of 10,667



Attendance by High School	Total Graduates	Graduates Attending MHCC	%
Cascade Locks	9	1	11%
Centennial	307	55	18%
Corbett	44	8	18%
David Douglas	502	40	8%
Gresham	351	66	19%
Parkrose	201	22	11%
Reynolds	414	86	21%
Sam Barlow	330	65	20%
Sandy	274	47	17%
TOTAL	2432	390	16%

2007-2008 Academic Year

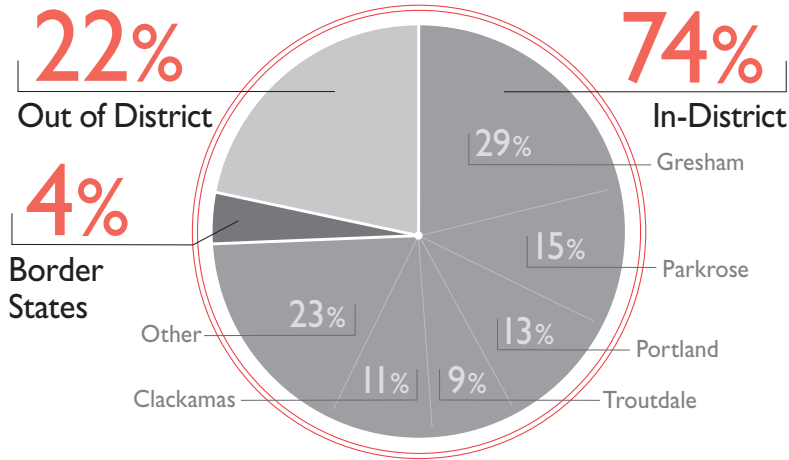
Full-time Equivalent (FTE) = 8,600
Headcount = 28,000

964 degrees were awarded in June 2008.

MHCC is the 4th largest of 17 Community Colleges in Oregon.

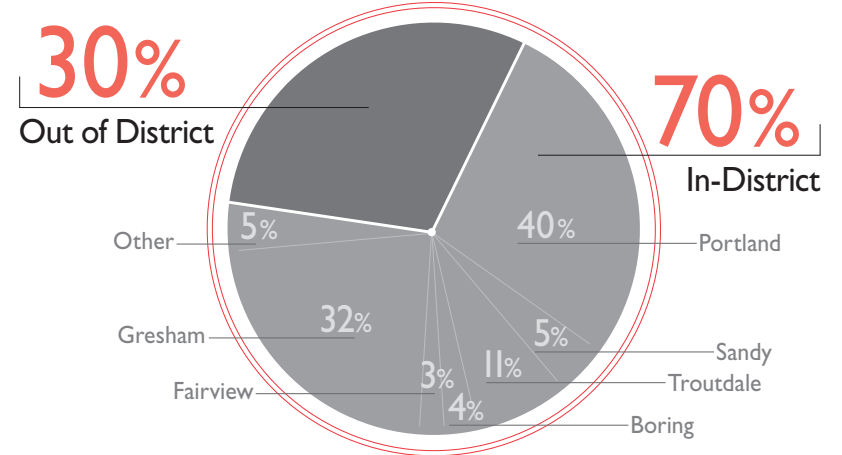
Student Attendance by City or Area

Based on a Student Population of 10,667



College Employees by City or Area

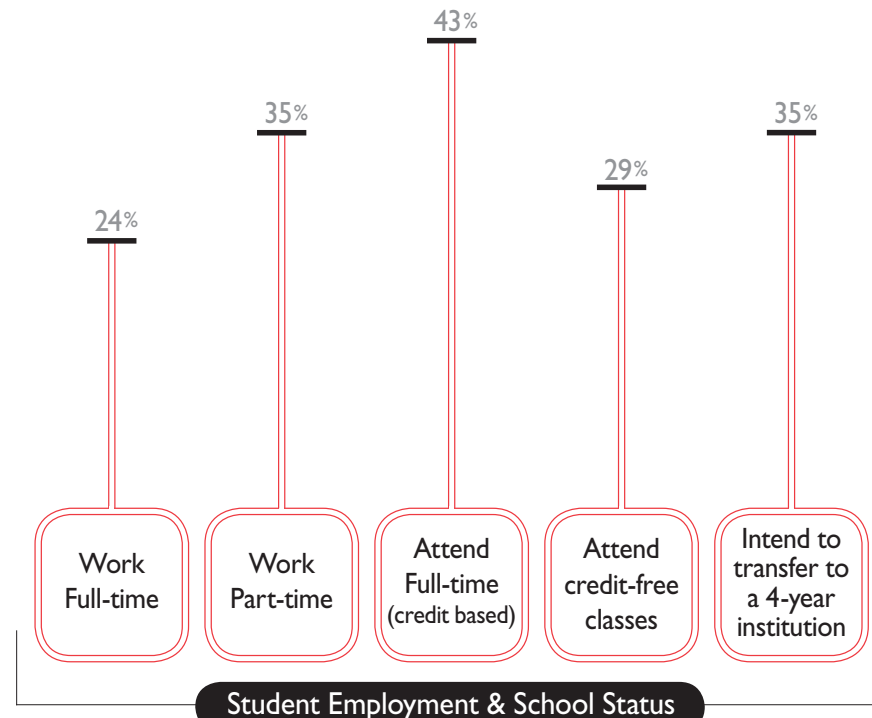
Based on Approximately 1,300 Employees



Full-time Equivalent (FTE)

by Activity, 2007-2008

Activity	FTE	%
Adult Skills	1,082	13%
Career Tech	3,344	39%
LDC	3,757	44%
Non-Reimbursable	58	<1%
Other Reimbursable	349	4%
TOTAL	8,590	



Student Employment & School Status

Based on a Student Population of 10,667

Economic Impact of MHCC*

- MHCC stimulates the state and local economy -

- The regional economy is \$603.3 million dollars stronger due to MHCC
- MHCC returns \$4.38 for every dollar of taxpayer financial support
- Multnomah County workforce embodies around 4.6 million credit & non-credit hours of MHCC training
- Students see their annual income increase by \$112 per year for every credit completed at MHCC
- Students generate about \$44.6 million annually in higher earnings due to their MHCC education
- State and local government will see a rate of return of 17% on their support for MHCC

*Data in this section obtained from: Robison, M. H. & Christophersen, K. A. (2006). The Economic contribution of Mt. Hood Community College: An analysis of investment effectiveness and economic growth. Moscow ID: C.C. Benefits.