

Institutional Characteristics 2009-10
---------------------------------------

Institution: Mt Hood Community College (209250)

User ID: P92092501

**Part A - Educational Offerings****1. Which of the following types of instruction/programs are offered by your institution? [Check one or more]**

*If your institution does not offer occupational, academic or continuing professional programs, you are not expected to complete this or any other IPEDS survey.*

- Occupational, may lead to a certificate, degree, or other formal award
  - Academic, leading to a certificate, degree, or diploma
  - Recreational or avocational (leisure) programs
  - Adult basic or remedial instruction or high school equivalency
  - Secondary (high school)
-

Institution: Mt Hood Community College (209250)

User ID: P92092501

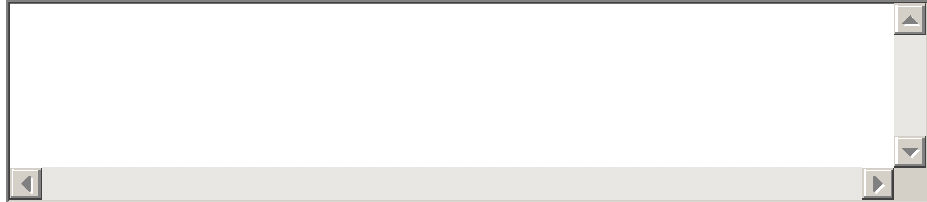
**Part A - Mission Statement**

**2. Provide the institution's mission statement or a web address (URL) where the mission statement can be found. Typed statements are limited to 2,000 characters or less. The mission statement will be available to the public on College Navigator.**

Mission Statement URL:

Mission Statement

---



Institution: Mt Hood Community College (209250)

User ID: P92092501

**Part B - Organization - Control and Level****1. What is your institutional control or affiliation?** Public - Specify

Primary control

Secondary control (if applicable)


 Private for-profit Private not-for-profit independent (no religious affiliation) Private not-for-profit religious affiliation - Specify**2. What award levels are offered by your institution? [Check all that apply]****Award  
Level****BELOW THE BACCALAUREATE:**

- 1  Postsecondary award, certificate, or diploma of **less than one academic year**
- less than 900 contact or clock hours, or
  - less than 30 semester or trimester credit hours, or
  - less than 45 quarter credit hours
- 2  Postsecondary award, certificate, or diploma of **at least one but less than two academic years**
- at least 900 but less than 1800 contact or clock hours, or
  - at least 30 but less than 60 semester or trimester credit hours, or
  - at least 45 but less than 90 quarter credit hours
- 3  Associate's degree
- 4  Postsecondary award, certificate, or diploma of **at least two but less than four academic years**
- 1800 or more contact or clock hours, or
  - 60 or more semester or trimester credit hours, or
  - 90 or more quarter credit hours

**BACCALAUREATE AND ABOVE:**

- 5  Bachelor's degree or equivalent
- 6  Postbaccalaureate certificate
- 7  Master's degree
- 8  Post-master's certificate
- 17  Doctor's degree - research/scholarship
- 18  Doctor's degree - professional practice
- 19  Doctor's degree - Other
- 12  Other (specify in box below)

**You may use the space below to provide context for the data you've reported above.**



An empty table with a light gray background and a thin black border. The table has a vertical scrollbar on the right side and a horizontal scrollbar at the bottom, indicating it is scrollable. The table is currently empty of any data.

---

Institution: Mt Hood Community College (209250)

User ID: P92092501

**Part B - Organization - Calendar System**

**Your response to the next question determines how your institution reports Graduation Rates data in the Spring and how you report student charges in Part D of this survey.**

*If the calendar system differs from prior year or requires a change, please contact the Help Desk at 1-877-225-2568.*

**3. What is the predominant calendar system at the institution? [Choose one]****Standard academic terms**

Checking **Semester, Quarter, Trimester, or 4-1-4** determines that your institution will provide Graduation Rates data based on a FALL COHORT and student charges data for a FULL ACADEMIC YEAR.

Checking **Other academic calendar** determines that your institution will provide Graduation Rates data based on a FULL YEAR COHORT and student charges data for a FULL ACADEMIC YEAR.

- Semester
- Quarter
- Trimester
- 4-1-4 or similar plan
- Other academic calendar

**Other calendar system**

Checking one of the following determines that your institution will provide Graduation Rates data based on a FULL YEAR COHORT and student charges data by PROGRAM.

- Differs by program
  - Continuous basis (every 2 weeks, monthly, or other period)
-

Institution: Mt Hood Community College (209250)

User ID: P92092501

**Part B - Organization - Student Enrollment**

**4. Does your institution enroll any of the following types of students?**

*Include all levels offered by your institution, even if there are no students currently enrolled at that level.*

*Responses to this question determine which screens will be generated for reporting academic year tuition charges, and for reporting Fall Enrollment during the spring collection. Additionally, checking **Yes** for full-time, first-time, degree/certificate-seeking undergraduate students determines that your institution must report pricing data (on the IC survey) and Student Financial Aid data (in the spring collection) for this cohort.*

	Full-time		Part-time	
<u>Undergraduate (academic or occupational programs)</u>	<input type="radio"/> No	<input checked="" type="radio"/> Yes	<input type="radio"/> No	<input checked="" type="radio"/> Yes
<u>First-time, degree/certificate-seeking undergraduate</u>	<input type="radio"/> No	<input checked="" type="radio"/> Yes	<input type="radio"/> No	<input checked="" type="radio"/> Yes
<u>Graduate</u>	<input checked="" type="radio"/> No	<input type="radio"/> Yes	<input checked="" type="radio"/> No	<input type="radio"/> Yes

**Estimated 2009 Fall Enrollment**

*Provide an early estimate of the institution's fall enrollment for all levels offered (levels should match those indicated 'Yes' above). Estimates should be based on the definitions used in the IPEDS Fall Enrollment component submitted during the spring collection. Prior year (PY) Fall Enrollment counts are provided for reference. These data will NOT appear in College Navigator, but will be made available via the IPEDS Data Center.*

	Full-time	FT PY Enrollment	Part-time	PT PY Enrollment	Total
<u>Undergraduate (academic or occupational programs)</u>	<input type="text" value="3,482"/>	<b>3,182</b>	<input type="text" value="4,589"/>	<b>4,617</b>	8,071
<u>Of undergraduates, those who are first-time, degree/certificate-seeking students</u>	<input type="text" value="1,115"/>	<b>1,011</b>	<input type="text" value="992"/>	<b>1,080</b>	2,107
<u>Graduate</u>	<input type="text"/>		<input type="text"/>		0

**5. For academic year 2006-07, did your institution enroll any full-time, first-time students?**

*If you answer **Yes** to this question, you will be required to provide Graduation Rates data for the 2006-07 cohort in the spring collection. If you answer **No** to this question, indicate the reason you are not required to report Graduation Rates for the cohort year requested. If you reported any full-time, first-time degree/certificate-seeking students on the 2006-07 Enrollment survey, the data will be preloaded below.*

- No
  - This institution did not enroll full-time, first-time degree/certificate-seeking students.
  - This institution was not in operation in 2006-07.
- Yes

**Full-time, first-time degree/certificate-seeking students from 2006-07 Enrollment survey (GRS Cohort) 948**

Institution: Mt Hood Community College (209250)

User ID: P92092501

**Part B - Organization - System Name**

**6. System, Governing Board or Corporate Structure** (please see instructions for reporting System or Corporate data).

**Note: Do NOT indicate a religious affiliation here. That information is collected separately and differs from system name.**

*If you need assistance or need to make changes, contact the Help Desk at 1-877-225-2568. You will not be able to lock your submission if this question is blank.*

- This institution is NOT a part of a system or corporate entity.
- This institution is a part of a system or corporate entity.

Specify name of the system or corporate entity.

CCWD

---

Institution: Mt Hood Community College (209250)

User ID: P92092501

**Part C - Admission Requirements and Services - Open Admission**

1. Does your institution have an open admission policy for all or most entering first-time Enrollment as of the institution's official fall reporting date or as of **October 15, 2009** students?


If you answer **No** to this question you will be expected to answer additional questions regarding your admissions procedures such as admissions requirements (test scores, portfolio, etc.), numbers of applicants and admissions, and test scores. If you answer **Yes** to this question, you will not provide this information.

**Note: If the only requirement for admission is a high school diploma, your institution is still considered open admission.**

- Yes  
 No

You may use the space below to provide context for the data you've reported above. These context notes will be posted on the College Navigator website, and should be written to be understood by students and parents.

---



Institution: Mt Hood Community College (209250)

User ID: P92092501

**Part C - Admission Requirements and Services - Special Learning Opportunities****5. Does your institution accept any of the following? [Check all that apply]**

- Dual credit (college credit earned while in high school)
- Credit for life experiences
- Advanced placement (AP) credits
- None of the above

**6. What types of special learning opportunities are offered by your institution? [Check all that apply]**

- Distance learning opportunities (e-learning)
  - ROTC
    - Army
    - Navy
    - Air Force
  - Study abroad
  - Weekend/evening college
  - Teacher certification (below the postsecondary level)
    - Students can complete their preparation in certain areas of specialization
    - Students must complete their preparation at another institution for certain areas of specialization
    - This institution is approved by the state for the initial certification or licensure of teachers
  - None of the above
-

Institution: Mt Hood Community College (209250)

User ID: P92092501

**Part C - Admission Requirements and Services - Student Services**

**8. Which of the following selected student services are offered by your institution? [Check all that apply]**

- Remedial services
- Academic/career counseling services
- Employment services for current students
- Placement services for program completers
- On-campus day care for children of students
- None of the above

**9. Does your institution have its own library or are you financially supporting a shared library with another postsecondary education institution?**

- Have our own library
- Do not have our own library but contribute financial support to a shared library
- Neither of the above

**10. Indicate whether or not any of the following alternative tuition plans are offered by your institution.**

- No
- Yes

- Tuition guarantee
- Prepaid tuition plan
- Tuition payment plan
- Other (specify in box below)

**Please indicate the percentage of all undergraduates enrolled during fall 2008 who were formally registered as students with disabilities with the institution's office of disability services (or the equivalent office):**

- 3 percent or less
- More than 3 percent:  %

**You may use the space below to provide context for the data you've reported above. These context notes will be posted on the College Navigator website, and should be written to be understood by students and parents.**

Institution: Mt Hood Community College (209250)

User ID: P92092501

**Part D - Student Charges Questions****3. Are all full-time, first-time degree/certificate-seeking students required to live on campus or in institutionally-controlled housing?**

If you answer **Yes** to this question, you will not be asked to report off-campus room and board in the price of attendance (D13).

- No  
 Yes

**4. Does your institution charge different tuition for in-district, in-state, or out-of-state students?**

If you answer **Yes** to this question, you will be expected to report tuition amounts for in-district, in-state, and out-of-state students.

- No  
 Yes

**5. Does your institution offer institutionally-controlled housing (either on or off campus)?**

If you answer **Yes** to this question, you will be expected to specify a housing capacity, and to report a room charge or a combined room and board charge (D12 and D13).

- No  
 Yes

Specify housing capacity for academic year 2009-10

**6. Do you offer board or meal plans to your students?**

If you answer **Yes** to this question, you will be expected to report a board charge or combined room and board charge (D12 and D13).

- No  
 Yes - Enter the number of meals per week in the maximum meal plan available

- Yes - Number of meals per week can vary (e.g., students' charge meals against a meal card)
-

Institution: Mt Hood Community College (209250)

User ID: P92092501

**Part D - Undergraduate Student Charges**

If the institution charges an application fee, indicate the amount.

	Amount	Prior year
<u>Undergraduate application fee</u>	<input type="text" value="25"/>	<b>25</b>

**7. Charges to full-time undergraduate students for the full academic year 2009-10**

	<u>In-district</u>	Prior year	<u>In-state</u>	Prior year	<u>Out-of-state</u>	Prior year
All full-time <u>undergraduates</u>						
Average <u>tuition</u>	<input type="text" value="3,195"/>	<b>3,087</b>	<input type="text" value="3,195"/>	<b>3,087</b>	<input type="text" value="9,405"/>	<b>9,405</b>
<u>Required fees</u>	<input type="text" value="326"/>	<b>293</b>	<input type="text" value="326"/>	<b>293</b>	<input type="text" value="326"/>	<b>293</b>

**8. Per credit hour charge for part-time undergraduate students**

	<u>In-district</u>	Prior year	<u>In-state</u>	Prior year	<u>Out-of-state</u>	Prior year
<u>Per credit hour charge</u>	<input type="text" value="71"/>	<b>69</b>	<input type="text" value="71"/>	<b>69</b>	<input type="text" value="209"/>	<b>209</b>

---

Institution: Mt Hood Community College (209250)

User ID: P92092501

**Part D - Student Charges - Price of Attendance**

**13. Price of attendance for full-time, first-time undergraduate students:**

Please enter the amounts requested below. These data will be made available to the public on College Navigator. Data for prior years may be corrected. If your institution participates in any Title IV programs (Pell, Stafford, etc.), you must complete all information for the current year. Leave items that do not apply blank and the system will fill in as "not applicable" or indicate that more information is needed. Estimates of expenses for books and supplies, room and board, and other expenses are those from the **Cost of Attendance report** used by the financial aid office in determining financial need.

**NEW:** If the 2009-10 tuition and/or fees for entering students are covered by a tuition guarantee program, check the applicable box(es) under 'Tuition Guarantee'. Additionally, if the guarantee is not for a 0% increase, please indicate the maximum % increase guarantee.

<b>Charges for full academic year</b>	<b>2006-07</b>	<b>2007-08</b>	<b>2008-09</b>	<b>2009-10</b>	<u>Tuition Guarantee</u> (check only if applicable to entering students in 2009-10)	<b>Guaranteed increase %</b>
<b>Published tuition and required fees:</b>						

In-district

Tuition	<input type="text" value="2,970"/>	<input type="text" value="2,970"/>	<input type="text" value="3,087"/>	<input type="text" value="3,195"/>	<input type="checkbox"/>	<input type="text"/>
Required fees	<input type="text" value="270"/>	<input type="text" value="270"/>	<input type="text" value="293"/>	<input type="text" value="326"/>	<input type="checkbox"/>	<input type="text"/>
Tuition + fees total	3,240	3,240	3,380	3,521		
PY tuition + fees total	<b>3240</b>	<b>3240</b>	<b>3380</b>			

In-state

Tuition	<input type="text" value="2,970"/>	<input type="text" value="2,970"/>	<input type="text" value="3,087"/>	<input type="text" value="3,195"/>	<input type="checkbox"/>	<input type="text"/>
Required fees	<input type="text" value="270"/>	<input type="text" value="270"/>	<input type="text" value="293"/>	<input type="text" value="326"/>	<input type="checkbox"/>	<input type="text"/>
Tuition + fees total	3,240	3,240	3,380	3,521		
PY tuition + fees total	<b>3240</b>	<b>3240</b>	<b>3380</b>			

Out-of-state

Tuition	<input type="text" value="9,405"/>	<input type="text" value="9,405"/>	<input type="text" value="9,405"/>	<input type="text" value="9,405"/>	<input type="checkbox"/>	<input type="text"/>
Required fees	<input type="text" value="270"/>	<input type="text" value="270"/>	<input type="text" value="293"/>	<input type="text" value="326"/>	<input type="checkbox"/>	<input type="text"/>
Tuition + fees total	9,675	9,675	9,698	9,731		
PY tuition + fees total	<b>9675</b>	<b>9675</b>	<b>9698</b>			

Books and supplies

<input type="text" value="981"/>	<input type="text" value="1,011"/>	<input type="text" value="1,050"/>	<input type="text" value="1,230"/>
----------------------------------	------------------------------------	------------------------------------	------------------------------------

**Off campus (not with family):**


<u>Room and board</u>	<input type="text" value="5,130"/>	<input type="text" value="5,295"/>	<input type="text" value="5,490"/>	<input type="text" value="6,930"/>
-----------------------	------------------------------------	------------------------------------	------------------------------------	------------------------------------

<u>Other expenses</u>	<input type="text" value="2,535"/>	<input type="text" value="2,616"/>	<input type="text" value="2,715"/>	<input type="text" value="3,057"/>
-----------------------	------------------------------------	------------------------------------	------------------------------------	------------------------------------

Room and board and

other expenses	7,665	7,911	8,205	9,987
----------------	-------	-------	-------	-------

**Off campus (with family):**

Other expenses	<input type="text" value="1,911"/>	<input type="text" value="1,971"/>	<input type="text" value="2,046"/>		<input type="text" value="2,463"/>
----------------	------------------------------------	------------------------------------	------------------------------------	---	------------------------------------

You may use the space below to provide context for the data you've reported above. These context notes will be posted on the College Navigator website, and should be written to be understood by students and parents.

Institution: Mt Hood Community College (209250)

User ID: P92092501

**Part E - Additional Information - Athletic Association**

**1. Is this institution a member of a national athletic association?**

- No
- Yes - Check all that apply
  - National Collegiate Athletic Association (NCAA)
  - National Association of Intercollegiate Athletics (NAIA)
  - National Junior College Athletic Association (NJCAA)
  - United States Collegiate Athletic Association (USCAA)
  - National Christian College Athletic Association (NCCAA)
  - Other

**2. If this institution is a member of the NCAA or NAIA, specify the conference FOR EACH SPORT using the pull down menu.**

Sport	NCAA or NAIA member		Conference
Football	<input checked="" type="radio"/> No	<input type="radio"/> Yes-Specify	Select One
Basketball	<input checked="" type="radio"/> No	<input type="radio"/> Yes-Specify	Select One
Baseball	<input checked="" type="radio"/> No	<input type="radio"/> Yes-Specify	Select One
Cross country and/or track	<input checked="" type="radio"/> No	<input type="radio"/> Yes-Specify	Select One



[Print Form\(s\)](#)

[Go Back](#)