



ACTION

MT. HOOD COMMUNITY COLLEGE DISTRICT BOARD OF EDUCATION

DATE: *November 15, 2023*

ITEM TITLE: 4.1a

CONTACT PERSON: *Roxanne Richardson, Executive Assistant to the Board of Education*

SUBJECT: APPROVAL OF MINUTES – October 4, 2023

Session 1091

A meeting of the Mt. Hood Community College District Board of Education was held on October 4, 2023, with a Board Work Session at 6:00 pm, in the Board Room at Mt. Hood Community College, 26000 SE Stark Street, Gresham, Oregon, and via Zoom.

1.0 CALL TO ORDER

Members present: Diane McKeel, board vice chair, Annette Mattson, Diane Noriega, Marie Teune, ShaToya Bentley, Dana Stroud

Additional Attendees: Lisa Skari, president, Al Sigala, vice president, College Advancement, Rebecca Van Lieshout, Senior Grant Specialist, Ellucian, Sergey Shepelov, associate vice president, Data, Assessment, and Institutional Effectiveness

McKeel called the work session to order at 6:01 p.m.

2.0 CALL TO ORDER

2.1 Ellucian Update

Al Sigala began the update by presenting an overview of the grant services Ellucian provides to the college. Rebecca Van Lieshout, Ellucian Representative, who leads the grant efforts at the college, provided a Grants Activity Annual Report for the Fiscal year 2023 – July 1, 2022 to June 30, 2023 and responded to questions from the Board.

The report included:

- Fiscal Year 2023 Annual Highlights –
 - Impact on Students
 - Impact on The Institution
- Fiscal Year 2024 Q1 Updates –



- HECC –Future Ready Oregon: Workforce Ready Round
- U.S. Department of Education –Title III(a): Strengthening Institutions Program
- 2023 OVW -Grants to Reduce Sexual Assault, Domestic Violence, Dating Violence, and Stalking on Campus
- A Look Forward –
 - Funding Opportunities
 - Organizational Development

Van Lieshout will be doing a MHCC site visit the week of October 23rd. She will be hosting a Project Directors Workshop October 25th to go over the grant development process and grant management. In addition, she will be meeting with various college groups to include, the President’s Office Leadership Team, Executive Team, Dean’s, Project Director’s, Analytics and Institutional Research, and the Business Office. Ellucian also offers an annual webinar series and this November 2023 there will be one on Logic Models and Project Design.

A copy of the PowerPoint presentation is attached to the minutes.

2.2 Community Engagement Presentation Planning

The Board Community Engagement Committee met and discussed the community engagement activity tracker, if it is still a useful tool, the different organizations and businesses on it, and what needs to be added for the 2023-2024 year. These questions were also posed to the Board at this meeting for feedback.

Skari posed the following questions for the Board:

- What are the boards priorities or outcomes we want to achieve?
- How do these differ or overlap with efforts being done by the college already?

The discussion resulted in the following priorities:

- Visiting the cities of Fairview, Sandy, Cascade locks and the Corbett Board/ School District by the end of the year.
- Focusing on all school boards/districts starting in January 2024.

Stroud mentioned adding the following to the presentations that will be given:

- The academic achievements of the college, including being ranked 4th in the Nation.
- The student story or experience, perhaps including a student from each school district, sharing their story or having them share their own story in person.

The next community engagement committee meeting will be scheduled following the meeting for further planning and discussion.

2.3 Accreditation 101



Dr. Skari began this presentation by showing a webinar from the Association of Community College Trustees (ACCT) titled, "Accreditation and Community College Trustees," which discusses a publication written for ACCT by Dr. Judith S. Eaton, who has served as president of the Council for Higher Education Accreditation (CHEA), since 1996.

The webinar was pre-faced with some important facts for Trustees to know about accreditation including:

- It is a pre-condition for receiving federal and state funding.
- It occurs at the institutional and programmatic levels.
- It can have important programmatic and budgetary implications.
- It provides an opportunity to take stock of how well the college is doing.
- It can be a valuable tool for trustees to understand better where their colleges are succeeding and where further progress is needed.

The webinar covered:

- The purpose and roles of accreditation in U.S. higher education.
- The organizations that accredit community colleges.
- The process of accreditation.
- The role of trustees in the accreditation process.
- The caveats and concerns that Trustees should consider.
- A list of links to a variety of resources for additional information

Following the webinar, the Board went over the upcoming accreditation visit schedule for October 2023, to review the Board role for related meetings. Sergey Shepelov discussed the accreditation visit, meeting specifics, how MHCC's Strategic Key Performance Student Success Indicators play a role, and answered questions from the Board. The Board also had a chance to brainstorm some thoughts on what they thought the college has done well and has improved upon in the last few years in order to prepare for their meeting with the accreditors.

A copy of the handouts from this presentation are attached to the minutes.

To close the meeting, McKeel shared the MHCC Foundation calendar and their coming events. She also highlighted that the organization All Hands Raised is hosting an event where individuals can volunteer to be a principal for the day in local area schools.

3.0 ADJOURNMENT

The work session was adjourned at 7:56 p.m.



Clerk

Board Chair

Minutes recorded by Roxanne Richardson, Executive Assistant to the Board of Education.



MHCC Grants Activity Annual Report

Fiscal Year 2023 – July 1, 2022 to June 30, 2023

Becca van Lieshout, GPC
Senior Grants Specialist

October, 2023



**Sharla
Trimm**



**Rebecca
Davis**



**Sarah
Schroeder**



**Brett
Seybert**



**Becca
van Lieshout**



**Rhyan
Romaine**



**Karla
Zahn**



**Barb
Dodge**



**Julie
Barnes**



**Brian
Byrnes**



**Becky
Spray**



**Doug
Hoekstra**



**Tracy
Jackson**



**Shauna
Nischik**



**Kimberly
Coker**

Ellucian Grants Services Site Visit

Scheduled Activities

- Project Director's Workshop October 25, 2023 at 1 pm
- President's Leadership Team – Strategy
- Executive Team – Process
- Dean's Meeting
- Project Directors

Primary Workshop Focus Areas

- Grants development
 - Build capacity and engage faculty and staff in the grants process and proposal development
 - Build skills through structured training
- Grants management
 - Increase understanding of grants compliance
 - Build capacity for effective implementation and management of grants

**2023
PROJECT
DIRECTOR'S
WORKSHOP**

**25, 2023
OCT
1PM-4PM
PACIFIC TIME**

**MT. HOOD
COMMUNITY COLLEGE**

Mt. Hood Community College
GRANTS OFFICE

Join us for our 2023 Project Director's Workshop, where you will learn valuable information on the Federal grant pre-award process, award implementation, and post-award management.

DISCUSSIONS & AND INSIGHTS

PRE-AWARD

- Grants Process
- Design and Development
- Submission
- Debriefing

AWARD & IMLPEMENTATION

- Grant Award Notifications
- Operationalizing the proposal
- Setting up compliance

MANAGEMENT

- Monitoring
- Reporting
- Evaluation
- Closeout

AUDIENCE

- ALL CURRENT PROJECT DIRECTORS
- ANY FACULTY OR STAFF INTERSETED IN WRITING PROPOSALS
- ANY FACULTY OR STAFF ASSIGNED ROLES IN GRANTS FUNDED PROJECTS

SAVE THE DATE
MHCC Board Room

Fiscal Year 2023

Annual Report Highlights

- Impact on Students
 - 90 Mt. Hood Scholars received retention support from the First Gen Student Success program
 - 48 students received education and training toward a Mechatronics certificate through Future Ready Oregon’s Workforce Ready program
- Institutional Impact
 - Increased support for the Mt. Hood Jazz Festival
 - Professional development opportunities through EGS webinar series
 - Ongoing experiences to inform revisions to the grants process and refine grant-seeking priorities

Applications

✓ 9 awarded

✓ 4 pending

More than
\$12 Million
in awards

More than
\$4.1 Million
pending

Cumulative Total
since 2016
more than
\$78.6 Million

Fiscal Year 2024 Q1

Updates

- HECC – Future Ready Oregon: Workforce Ready Round II
 - Awarded \$1 Million over three years
 - Focus on training for Semi-Conductor industry
 - **MHCC’s “application was among the highest scoring centering equity, innovation, and partnerships. Congratulations!”**
- U.S. Department of Education – Title III(a): Strengthening Institutions Program
 - Not awarded in first slate of awards
 - Score 96 of 106 possible points
 - First slate cut score of 100.67
 - Second slate announced September 2024
- 2023 OVW - Grants to Reduce Sexual Assault, Domestic Violence, Dating Violence, and Stalking on Campus
 - Last pending proposal of 2023
 - \$400,000

Applications

- ✓ 3 pending
- ✓ 2 new in FY24

In Development

- ✓ NSF ATE
- ✓ OEA Choice Trust
- ✓ Miller Foundation

Awarded

- ✓ 2016-present \$86.6M
- ✓ FY2023 \$12.7M

Pending

- ✓ FY23 \$400,000
- ✓ FY24 \$98,700

Planning

- ✓ TRIO SSS
- ✓ DOL – Pathways to Infrastructure

Looking Forward

Funding Opportunities


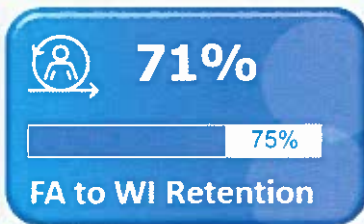
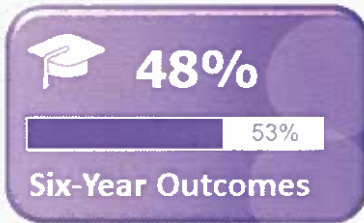
- **Department of Labor – Building Pathways to Infrastructure Jobs Round II**
 - Application window: 3/15/2024 – 6/14/2024
 - Purposes include public-private workforce partnerships and worker-centered sector strategies
- **TRIO Student Support Services**
 - Due fall 2024
 - Department of Education advises applicants to begin planning in Fall 2023

Organizational Development

- Updates to Grant Seeking Priorities
- New Funding Roadmap and Priority Grant Seeking Calendar
- Grants Process Revisions
- Updates to Grants Manual

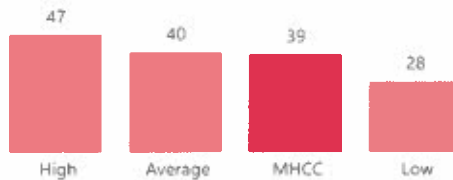
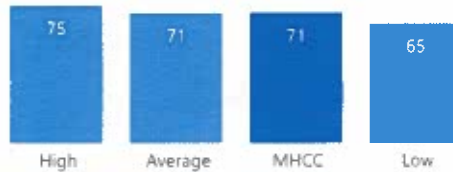
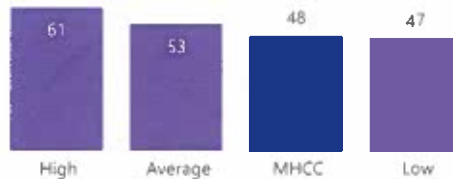


Current KPI and Goal



Student Success Indicators

By Year, %



MHCC has selected five colleges as peer institutions. The selection criteria included enrollment size, student body diversity, the proportion of students over 25 years old, degree of urbanization, the highest degree offered, and participation in VFA. The colleges are Clackamas Community College (Oregon, NWCCU), Chemeketa Community College (Oregon, NWCCU), South Puget Sound Community College (Washington, NWCCU), College of Central Florida (Florida, SACSCOC), and Parkland College (Illinois, HLC).

The graphs on the left compare MHCC results to the highest, lowest, and average values among peer groups.



Filters

Show Filter Panel

Disaggregation

Main

Age

Gender

Race

Full/Part Time

Pell

College Readiness

Peer Colleges



Student Success Indicators

Change

- The six-year outcomes rate, which had been at its peak for two years, declined from 50% to 48%. The retention has rebounded from 67 to 71%.
- COVID-19 pandemic led to a significant drop in student enrollment and retention.
- Despite challenges, the decline in completion rate was less severe compared to enrollment and retention drops.
- This suggests the college was making progress in improving its completion rate before the pandemic hit.



Peer Comparison

- While MHCC's completion rate fell below the peer group's average, it maintains an average level for retention and credit accumulation indicators.
- As completion is a long-term indicator and both retention and credit accumulation are shorter-term leading indicators, we anticipate moving closer to the average within two to three years in terms of completion as well.
- The peer college with the highest percentage of younger students had the best completion rate.
- Further work with peers will inform new initiatives to improve MHCC completion rates.



Equity

- No overall difference between completion rates of white students and students of color. However, the black student rate stood at 37%, compared to 48% for all students.
- Female students consistently had a 5-6% higher completion rate than male students.
- Completion rates decrease with increasing age groups: 56% for students who start under the age of twenty-one to 27% for students over forty.
- Full-time students have twice the likelihood of completing compared to part-time students (62% vs 31%).
- Initial math placement is strongly linked to completion rates. 72% for college math placement vs. 24% for MTH10/MTH20 placement.



Initiatives

- Office of Student Basic Needs and Equity Center
- Build a positive climate using principles of equity and trauma-informed care
- Address structural inequity to increase the diverse representation of students and employees.
- Strategic branding, communications, and student-centered website redesign
- Financial Application and Literacy

